

Spett.le

Data

Luogo e Via

Cap

Prov.

Riferimento

Preventivo  
 Ordine

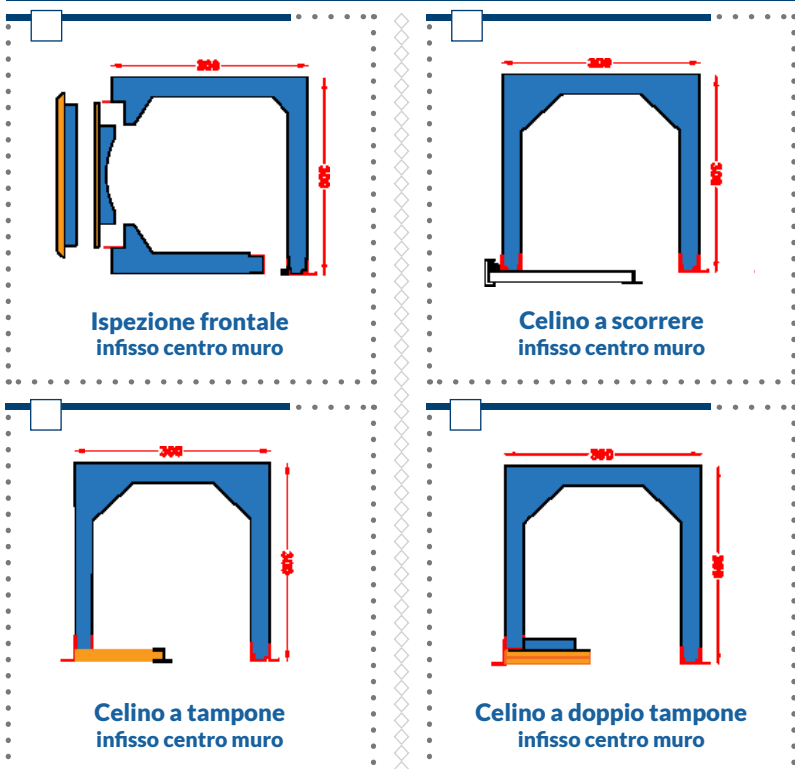
**SCHEDA CONTROTELAI STH PRO**

PAG.1

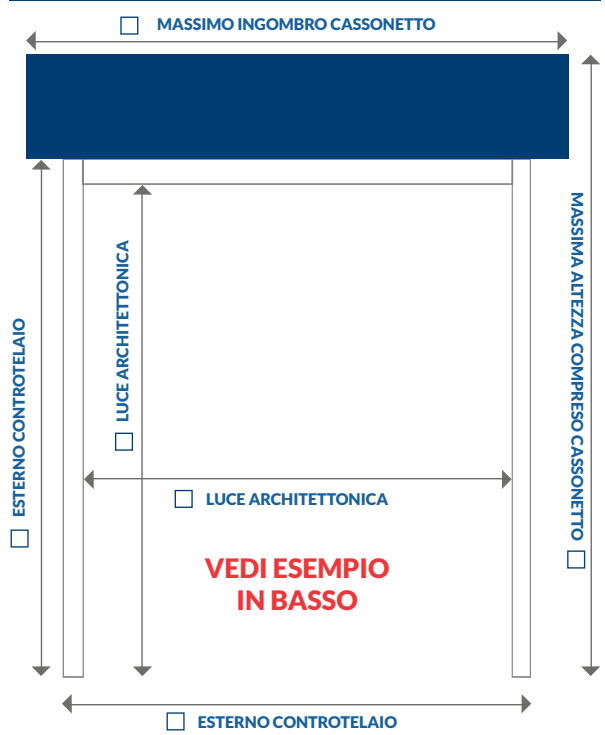
POS.	PZ	L (mm)	H (mm)	MOTORE CINGHIA	DX SX	BAT. <b>A</b>	TIPOLOGIA AVVOLGIBILE	COLORE AVV.	NOTE

- Assemblaggio controtelai
- Montaggio avvolgibile nel cassonetto

**CASSONETTI**

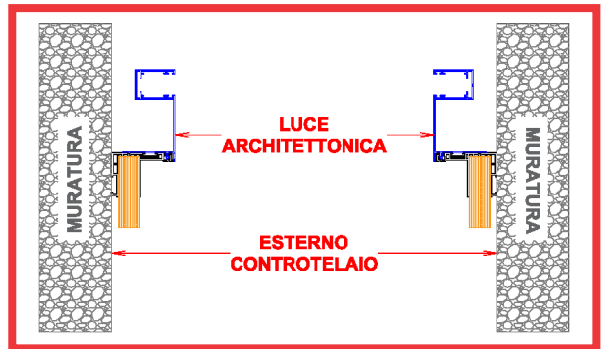


**RIFERIMENTO MISURE**



**ACCESSORI PER CONTROTELAIO**

- Battuta in PVC ESPANSO
- Battuta in legno
- Smusso su legno
- 4° Lato in PVC
- Tappo Incasso Zanzariera

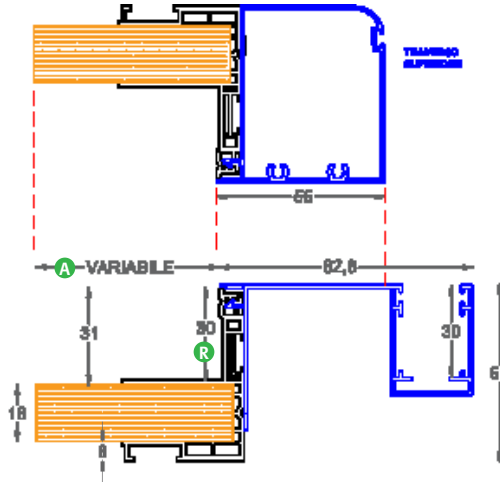
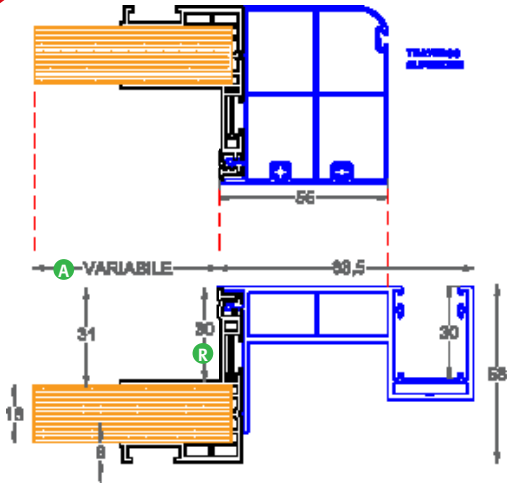


**NOVITÀ**

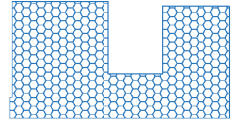
**PROGCP** IN PVC

**PROGC** IN ALLUMINIO

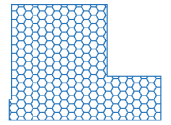
**VARIANTI**



EPS PER MURATURA



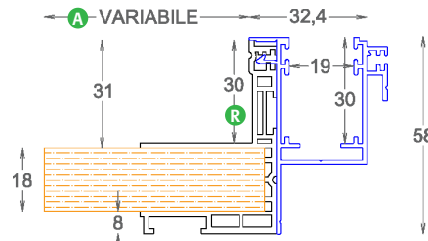
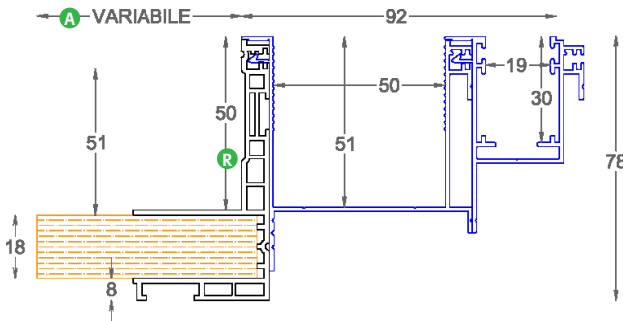
EPS PER STIPITI



**PROIG**

**PROG**

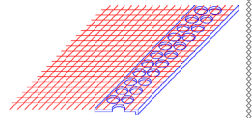
**VARIANTI**



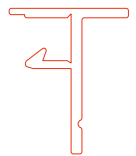
**DISPONIBILI PER  
CONTROTELAI**

**PROIG**  
**PROG**  
**PROI**  
**PROS**

RETE PORTA  
INTONACO

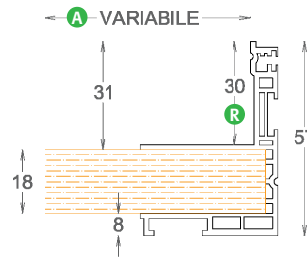
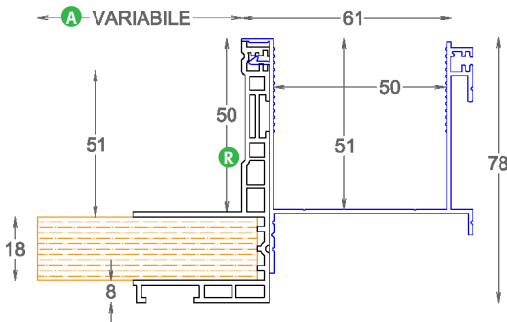


PROFILO T  
IN ALLUMINIO

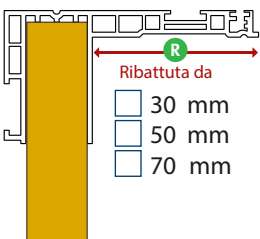


**PROI** CONTROTELAIO SINGOLO

**PROS** CONTROTELAIO SINGOLO



**RIBATTUTA**



Ribattuta da  
 30 mm  
 50 mm  
 70 mm

Per il **PROIG**  
e **PROI** la ribattuta  
è di standard da 50  
mm

**Cartella colori profili in alluminio Sth Pro**

<input type="checkbox"/> Bianco 9010 01 (RAL)	<input type="checkbox"/> Verde 22 (RAFF.)	<input type="checkbox"/> Marrone 23 (RAFF.)	<input type="checkbox"/> Grigio 24 (RAFF.)
<input type="checkbox"/> Argento 02 (RAL)	<input type="checkbox"/> Avorio 1013 19 (RAL)	<input type="checkbox"/> Renolit Chiaro 37 (LEGNO)	<input type="checkbox"/> Renolit Scuro 39 (LEGNO)

**Cartella colori PROGCP in PVC**

<input type="checkbox"/> Bianco Massa 9016 (PVC)	<input type="checkbox"/> Avorio Massa 1013 (PVC)	<input type="checkbox"/> Grigio 7016 (Pellicolato)
<input type="checkbox"/> Noce Sorrento 16 (Pellicolato)	<input type="checkbox"/> Golden Oak 23 (Pellicolato)	<input type="checkbox"/> Noce Venato 27 (Pellicolato)